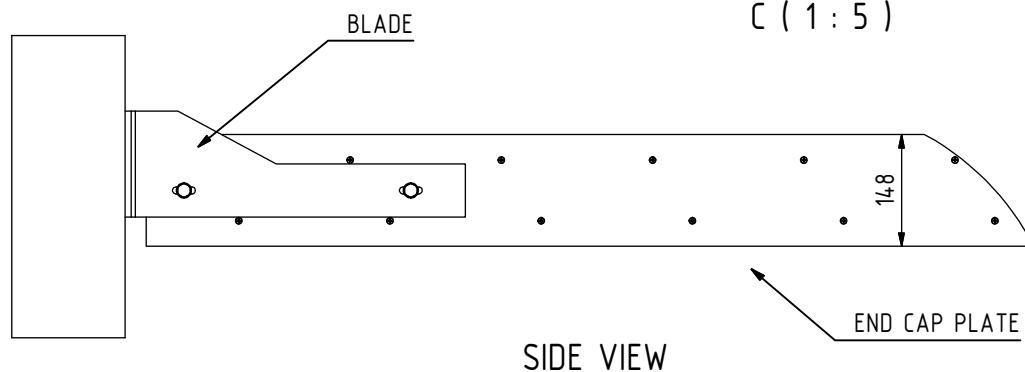
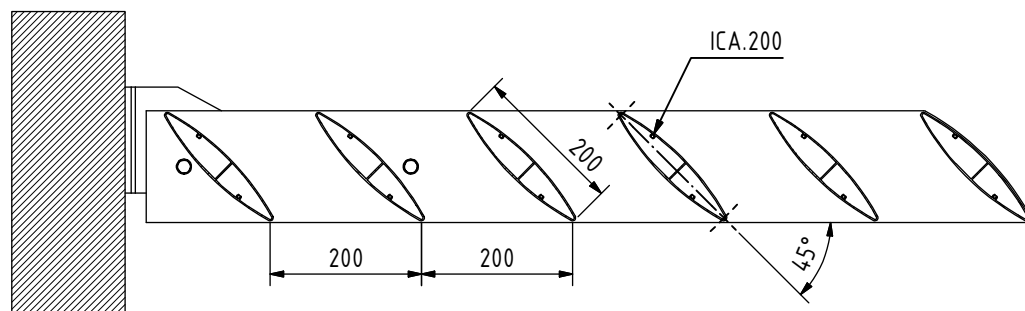


C (1 : 5)

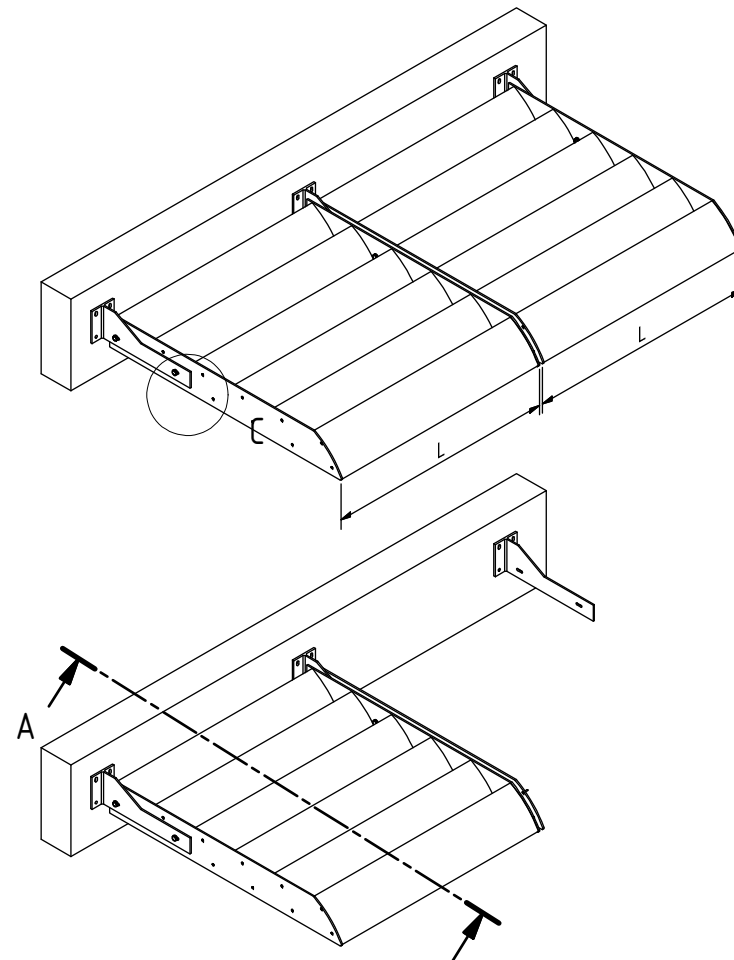


SIDE VIEW



A-A (1 : 10)

See HV-I-2.0001 .. HV-I-2.0005 for mounting details



Maximal dimensions to be discussed with R&D Dept. of NV Renson Projects.



RENSON FABRICATIONS Ltd
Fairfax Units 1-2-3
Bircholt Rd. - Parkwood I.E.
Maidstone, Kent, ME15 9SF
Tel.: 01622 754123
Fax: 01622 689478
www.renson.eu

HORIZONTAL FIXED

TYPE: ICARUS

SUBTYPE: CASSETTE

DESCRIPTION: ICA.200 45° ON BLADE

PRODUCT SHEET

SHEET N°

HV-I-2.0301

ISSUE

V.01

Scale:
1/10

Orig. format:
A4

All rights reserved to NV RENSON PROJECTS. This drawing shall not be copied nor showed to third parties without written permission of NV RENSON PROJECTS.

R:\CAD\91_ProductFiches\HV\HV\HV_I_2_0301-RF.idw